


2024 - 2025 TEACHER SALARY SCHEDULE Permian Basin Region

Years of Experience	Salary
0	\$62,500
1	\$63,000
2	\$63,500
3	\$64,000
4	\$64,500
5	\$65,000
6	\$65,500
7	\$66,000
8	\$66,500
9	\$67,000
10	\$67,500
11	\$68,000
12	\$68,500
13	\$69,000
14	\$69,500
15	\$70,000
16	\$70,500
17	\$71,000
18	\$72,000
19	\$73,000

Years of Experience	Salary
20	\$74,000
21	\$75,000
22	\$76,000
23	\$77,000
24	\$78,000
25	\$78,500
26	\$79,000
27	\$79,500
28	\$80,500
29	\$81,500
30	\$82,500
31	\$83,500
32	\$84,500
33	\$85,500
34	\$86,500
35	\$87,500
36	\$88,000
37	\$88,500
38	\$89,000
39	\$89,500
40	\$90,000

Common additional compensation but not limited to the following:




TEACHER CAREER PATHWAY

Pay Potential


Level 3
IDEA Teacher
\$500 - \$1.5K

Level 4
IDEA Teacher
\$1k - \$3K

Level 5
IDEA Teacher
\$3.3k - \$10K *



APPLICATION APPROVED
APPROVED IDEASIGNATION SYSTEM



Additional Performance and Stipend Pay
opportunities based on annual board approved plan.**

Salaries are subject to change upon notice.

*Based on teacher placement on TCP highest amount earned based on master teacher designation for three consecutive years.

**Performance Pay paid the following school year based on nominal duties that lead to previous year results

2/7/2024